

\_\_\_\_\_

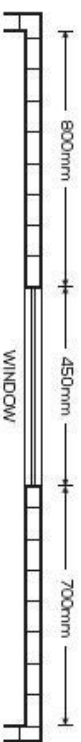
\_\_\_\_\_

\_\_\_\_\_

## This image shows a full page of blank graph paper. The grid consists of small, uniform squares formed by thin, light blue horizontal and vertical lines. There are no margins, text, or other markings on the page.

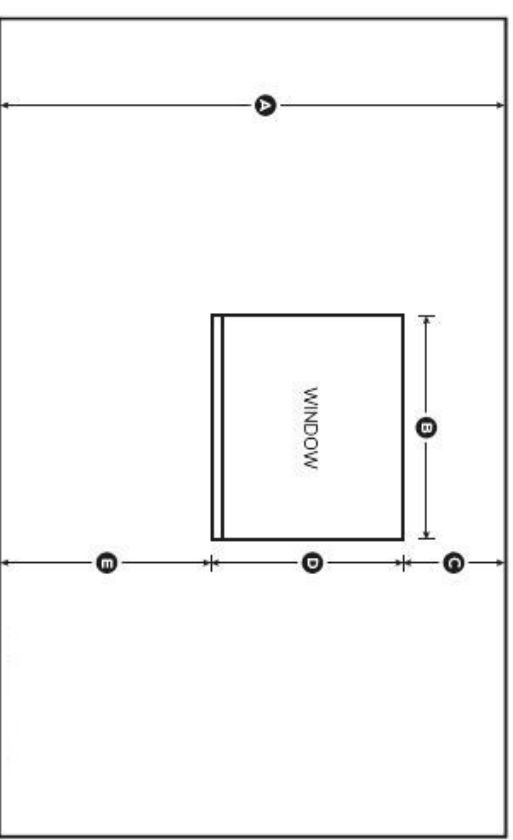
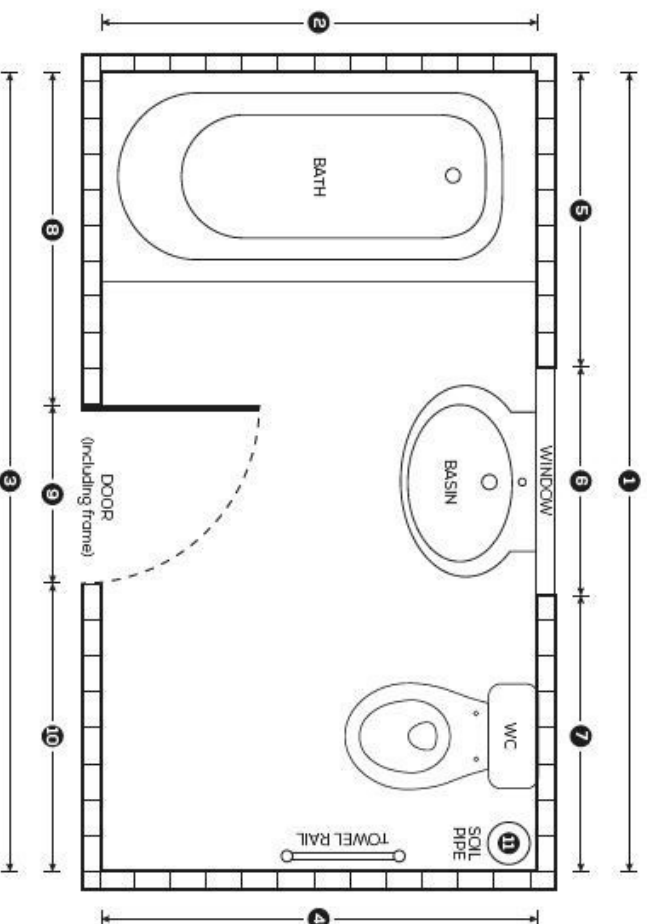
# HOW TO MEASURE YOUR BATHROOM

- Measure width of all walls (1 -4).



- Measure distance of doors and windows off the walls and the aperture of door (including frame) and window(s) (5-10). eg.

- Measure the position of the soil pipe (11).



- Measure height of room (A)
- Measure width of window (B)
- Measure height of the window, including the ledge (D)
- Measure height from top of window to ceiling (C)
- Measure bottom of window ledge to floor (E)

**TILES**